



How to Register Your Credit Card Account



Get More Value from Your Synchrony Credit Card Account

Enjoy all the advantages of registering your account online!

We know you're busy working forward to all the important things in life. That's why we want to make sure you have a fast, convenient and secure way to manage your Synchrony credit card account.

By registering at mysynchrony.com, you can easily track account activity, schedule payments, receive e-statements and more — anytime, anywhere, from your computer or mobile device.

It takes just a few minutes to register and set up your payment method. Let's get started!

Here's how to get started!

{ Step 1: Gather Your Information }


Please have the following items handy when you're ready to register your Synchrony credit card account and set up payment methods:

- Your Synchrony account number
- Last four digits of your Social Security number
- Your date of birth
- Bank account number(s) and routing number(s) for your payment methods

The screenshot shows the Synchrony website's account registration process. At the top right, there are links for 'FAQs', 'Contact Us', and 'Login'. The Synchrony logo is in the top left. The main heading is 'Account Registration' with a sub-heading: 'To begin, let's find your account. Please enter the primary account holder's information.' Below this is a progress bar with four steps: 'Account Lookup' (highlighted in yellow), 'Verification', 'Profile Setup', and 'Confirmation'. The 'Account Lookup' section contains three input fields: 'Account Number', 'Last Four Digits of SSN', and 'Date of Birth' (with sub-fields for MM, DD, and YYYY). At the bottom of this section are 'Continue' and 'Cancel' buttons. A security notice with a lock icon states: 'Your security is important to us. We take great care to protect your information by using 128-bit secure socket layer technology.' The footer contains copyright information and links to 'synchronyfinancial.com', 'mysynchrony.com', 'Privacy', 'Accessibility', and 'Terms'.

{ Step 2: Look Up Your Account }

[FAQs](#) | [Contact Us](#) | [Login](#)



Account Registration


To begin, let's find your account. Please enter the primary account holder's information.

Account Lookup | Verification | Profile Setup | Confirmation

Account Number

Last Four Digits of SSN

Date of Birth

 Your security is important to us. We take great care to protect your information by using 128-bit secure socket layer technology

- Go to the mysynchrony.com **Registration page**.
- Or, in the MySynchrony Mobile App, click *Register* on the log in page.
- Enter your account number, the last four digits of your Social Security number and your date of birth, and then click *Continue*.
 - › When you begin entering information into each field, you'll see quick tip boxes appear on your screen.

{ Step 3: Verify Your Account Information }


FAQs | Contact Us | Login

synchrony


Account Registration

Please verify your account information.


Account Lookup | **Verification** | Profile Setup | Confirmation



SPORT / SYNCHRONY
Account Ending: **9012**
Current Balance: **\$ 1,566.30**

If this information is not correct, please call Synchrony at **877-295-2080** for assistance. 

Continue

- Review and verify that the account information shown is correct, and then click *Continue*.
-  If the information is not correct, please call the phone number shown on the screen for assistance.

{ Step 4: Check Multi-Account Status }

[FAQs](#) | [Contact Us](#) | [Login](#)


synchrony


Our records indicate the following accounts also qualify for registration. Would you like to include any or all of the following accounts with this registration?

The username and password that you will setup on the next page will apply to all accounts that you select below. If you have an existing login and would like to apply that to the above account, please login and add it through the personal information page.

Select All Accounts

Account Not Yet Registered

 **SPORT / SYNCHRONY**
Account Ending: **9012**
Current Balance: **\$ 1,566.30**

 **HOME / SYNCHRONY**
Account Ending: **1234**
Current Balance: **\$ 1,568.30**

- If you have more than one Synchrony credit card account, you will have the opportunity to include any or all of those accounts in this one-time registration.
- When you are done, click *Continue*.

{ Step 5: Set Up Your Profile }

[FAQs](#) | [Contact Us](#) | [Login](#)

synchrony

Account Registration

Please setup your login and profile information.

Account Lookup Verification **Profile Setup** Confirmation

Login Details

User Name ✓

Available

Password ✓

Good

Confirm Password ✓

Security Questions

Question 1 ▼

Question 2 ▼

Please read before submitting.
Important information about consent to electronic communications. By registering my account for online services, I agree to the terms and this constitutes my consent for Synchrony to send me electronic communications and emails about my account.

Your security is important to us. We take great care to protect your information by using 128-bit secure socket layer technology

© Synchrony | [synchronyfinancial.com](#) | [mysynchrony.com](#) | [Privacy](#) | [Accessibility](#) | [Terms](#)

- Create a user name and password.
- Create three security questions and answers.
- Enter your email address.
- You will have the option to request electronic bill statements.
- Review and agree to the Terms and Conditions.
- Click *Continue*.

{ Step 6: Receive Confirmation }

The screenshot shows the Synchrony website interface. At the top right, there are links for 'FAQs', 'Contact Us', and 'Login'. The Synchrony logo is in the top left. Below the logo, the text reads 'Congratulations! You've successfully registered for Consumer Center.' A yellow progress bar contains four steps: 'Account Lookup', 'Verification', 'Profile Setup', and 'Confirmation', with 'Confirmation' being the active step. Below this is a dark grey box with the heading 'Always know what is happening on the go.' and three columns of features: 'Track Account Activity' (with a line graph icon), 'Set Up Payments' (with a dollar sign icon), and 'Manage Your Account' (with a person icon). Each feature includes a brief description. At the bottom of this box is a 'Go to My Account' button.

- When you've successfully registered, you'll receive a confirmation message.
- Click *Go to My Account*.

{ Step 7: Add Payment Method }

David | FAQs | Contact Us | Logout

synchrony Home Accounts Profile

Welcome, Preferred Customer

SPORT / SYNCHRONY (...9012)

ACTIVITY

\$1,566.30* Current Balance

\$433.00* Available to Spend
\$ 2000 limit

PAYMENT

\$25.00* Minimum Pay Due

08/26/17 Next Payment Due Date

View Activity

eStatements - ON

Make Payment

View Payments

Autopay - OFF

Please make a payment by 08/26/2017

Account Details | Promotional Purchases | Statements

On the account welcome page, click *Profile* in the top navigation bar.

Select *Banking Information* from the drop-down menu.

David | FAQs | Contact Us | Logout

synchrony Home Accounts Profile

Payment Methods

There are no Payment Methods Registered for this User.

Add Payment Method

On the next screen, click *Add Payment Method*.

{ Step 7: Add Payment Methods }

David | FAQs | Contact Us | Logout

Add Bank Account

Enter banking information for an account from which you wish to make payments.

[Where do I find my routing and account number?](#)

Checking Savings

Routing Number
021000021

Account Number

Confirm Account Number

Account Nickname
My Checking Account

Add Account Cancel

© Synchrony Financial | synchronyfinancial.com | mysynchrony.com | Privacy | Accessibility | Terms

- Enter your bank account routing number.
- Enter your bank account number.
- You may also enter an account nickname.
- Click *Add Account*.

David | FAQs | Contact Us | Logout

Add Bank Account Confirmation

✔ Your bank account was added successfully.

You have selected to add your bank account with the following details:

Bank Name	JPMORGAN CHASE BANK, NA
Account Nick Name	My Checking Account (*-3456)
Account Type	Checking
Bank Routing Number	*-0021
Bank Account Number	*-3456

Done

- You will see a bank account confirmation message.
- Click *Done*, and then log out.

Gain the advantages of registration today!

Get ready to enjoy the convenience of online account management and so much more.

[REGISTER NOW](#)

Questions?

Please call the phone number on the back of your Synchrony credit card if you have questions or need further assistance in registering your account.